

Images and Reports for studies performed at Sovereign Radiology are available online via the [Intelconnect App](#). The App can be accessed by any Apple [Ipad](#) Tablet or [Iphone](#) Smartphone.

In order to use the [IntelConnect App](#) you will need a User Name and Password, these can be requested by emailing info@sovereignradiology.com.au

If you require urgent access please call our clinic and we will happily provide these to you over the phone.

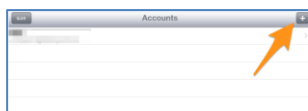
1) Download the [IntelConnect App](#) from the iTunes App store:



2) Launch the [App](#):

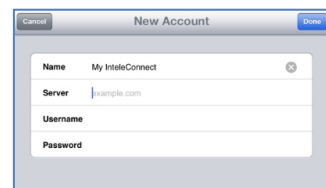


3) When you launch the App you need to enter the Server details. From the main screen select the **+ Button**.

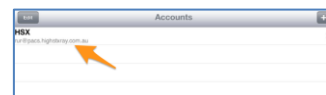


4) Enter the [Server](#) details:


Name: [Keystone Radiology](#)
 Server: <https://pacs.keystoneradiology.com.au>
 Username: Your existing User Name
 Password: Your existing Password



5) Click [Done](#), then Select your [Account](#)



6) And then [Login](#)



Note: that the default timeout is 15 minutes, you can increase this by setting a custom timeout under the profile icon.

